

5,000 L On-Farm Diesel - with Skid

Safe fill level 4,800L

TOLERANCES
 UNLESS NOTED OTHERWISE
 PLEASE ALLOW BELOW TOLERANCES
 DIMENSIONS <200mm - ALLOW ±3mm
 DIMENSIONS 200 - 1000mm - ALLOW ± 5mm
 DIMENSIONS >1000mm - ALLOW ± 10mm

PUMP OPTIONS AVAILABLE:

- 80LPM 12V 4M Piusi Pump Package
- 56LPM 240V 6M Piusi Pump Package
- 90LPM 240V 8M Piusi Pump Package

PUMP CABINET INCLUDES:

- Auto Shut-off Trigger Nozzle & diesel hose
- 3 digit Mechanical Flow Meter
- Water Absorbing Filter (20 Micron)
- 50mm Camlock Inspection port

Max Safe Fill Level
 95% of Total Capacity

Sight level tube

Hot Dip Galvanised Steel
 Pump Stand

Powder Coated Lockable
 Steel Pump Cabinet

Diesel Fuel & Capacity
 Labelling

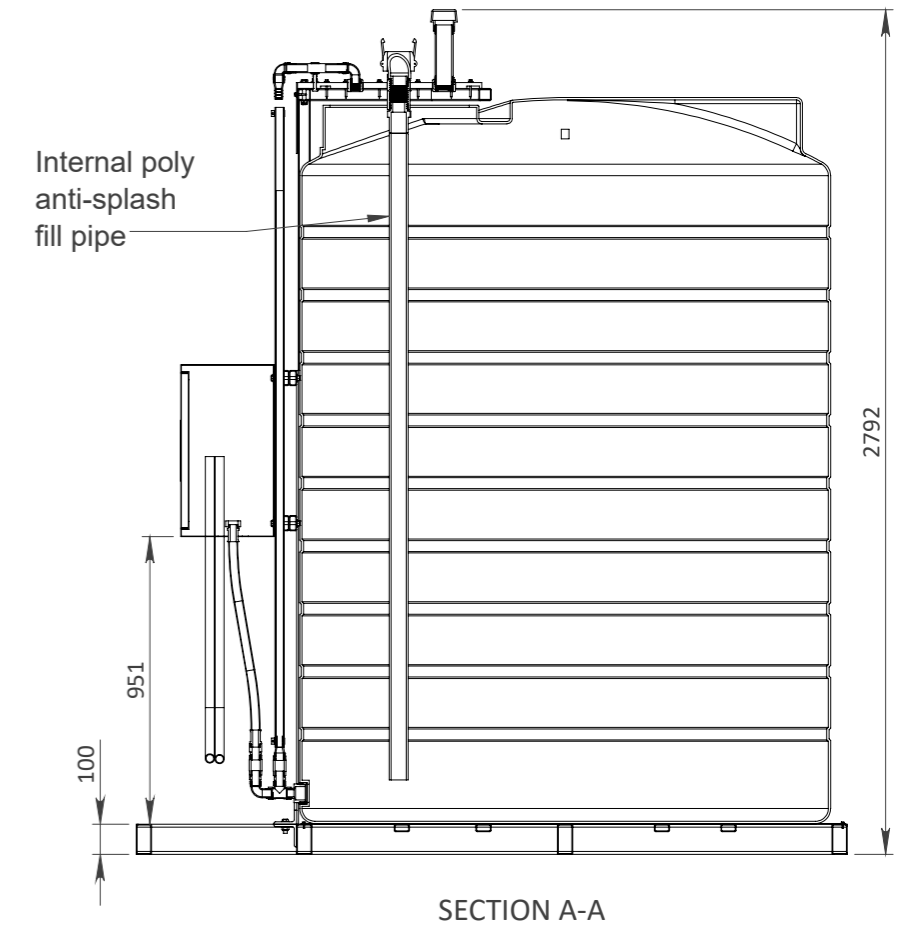
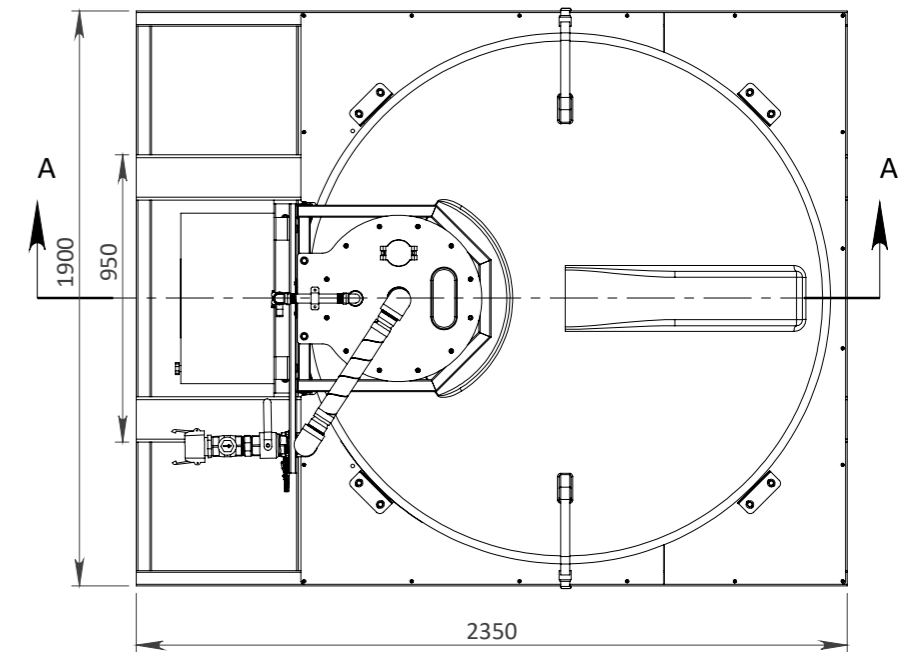
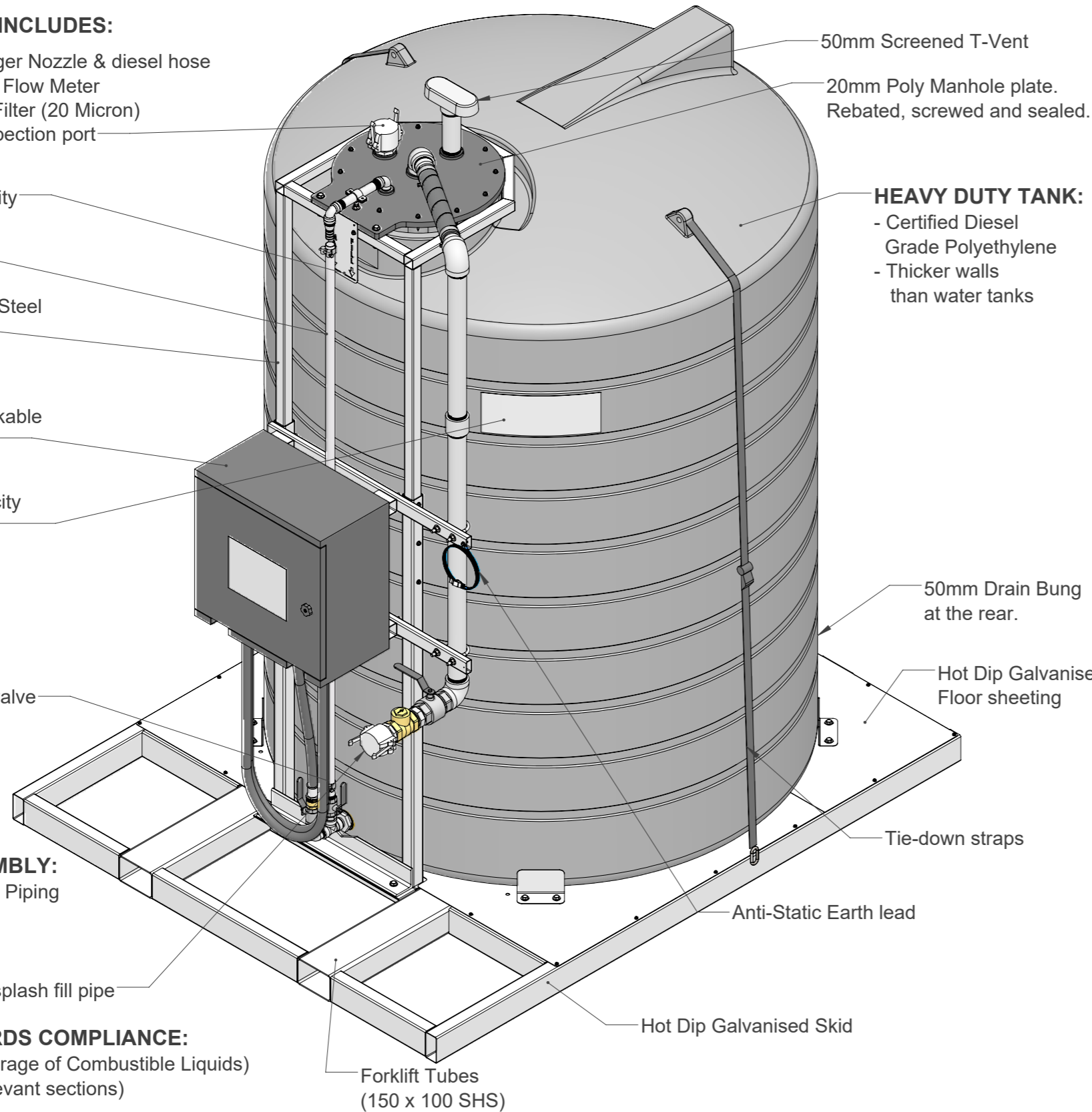
Sight level isolator valve

FILL PIPE ASSEMBLY:

- 50mm Hot Dip Gal Piping
- Camlock coupling
- Non-return Valve
- Ball Valve
- Internal Poly Anti splash fill pipe

AUST. STANDARDS COMPLIANCE:

- AS1940:2017 (Storage of Combustible Liquids)
- AS1692:2006 (relevant sections)



0	26.03.24	PRELIMINARY ONLY	HP	DH	
REV	DATE	REVISION DESCRIPTION	DRAWN	CHKD.	ENG.



A.C.N. 010 028 547
 Gough Industries Pty. Ltd.
 833 Ingham Road
 Bohle, Townsville
 P.O. Box 7570, Garbutt BC, Qld. 4814.
 Telephone 07 47747606
 www.gough.com.au

CLIENT LOGO.		5,000 L On-Farm Diesel - with Skid		
SCALE	NTS	A3	GOUGH PLASTICS DRAWING No.	REVISION
			RUR-OFD-5000.1	0
SOLDWORKS: S:\Solidworks\Rural\Onfarm Diesel\5,000L Tall\5000 L Tall Diesel Assembly [B]				
PDF. FILE PATH: S:\Products\Rural\Marketing Rural\On Farm Diesel				

Dimensions are in millimetres (mm) unless noted.